



MP-006a

2 channel DMX desk

Functional description MP006a V2.0

Fabrication and Marketing
Licht-Technik Vertriebs GmbH
Hagenbach & Grill
Osterwaldstr. 9-10 80805 München
Tel. 089-360528-0 Fax 089-360528-30
E-Mail: info@Licht-Technik.com
www.licht-technik.com

Last updated on: 20/10/17
Rev.: 1.0

Caution! Operate the device only after having read and **understood** the operating instructions!

The DMX desk MP006a

With the MP006a we can offer a small and easy to use two channel DMX operating desk. The first channel is controlled by a slider, the second one with a knob at the side.

Table of content

Safety and operating instructions.....	4
Cabling.....	5
Addressing.....	6
Technical data MP006a.....	7
Errors / Malfunctions.....	8
Warranty.....	8
Further information.....	8
EC Declaration of Conformity.....	9

Safety and operating instructions

Admissible ambient temperature: 0..55 degree Celsius.

The equipment is designed to be used in dry and clean rooms.

The Unit must be kept dry. In case of condensation of water a waiting period of up to 2 hours is necessary until the colour changer acclimatisation is reached.

Power supply of the device via the DataPower input must only be realised via power supplies authorised by us (safe electrical separation from the mains).

Check the safe fixing of the MP006a.

Observe the operating instructions of the connected device.

When it has to be assumed that a safe operation is no longer possible, the equipment must be switched off immediately and be secured against unintended operation.

This is the case when

- the equipment shows visible damages;
- the equipment is no longer functional;
- parts of the equipment are loose or slackened;
- connecting lines show visible damages.

Prior to starting the equipment the user must check the usefulness of the device for its intended use. In particular, Licht-Technik shall decline any liability for damages of the equipment as well as for consequential damages resulting of the device being used inappropriately, of inexperienced installation, incorrect starting and use, and of noncompliance with the valid safety regulations.

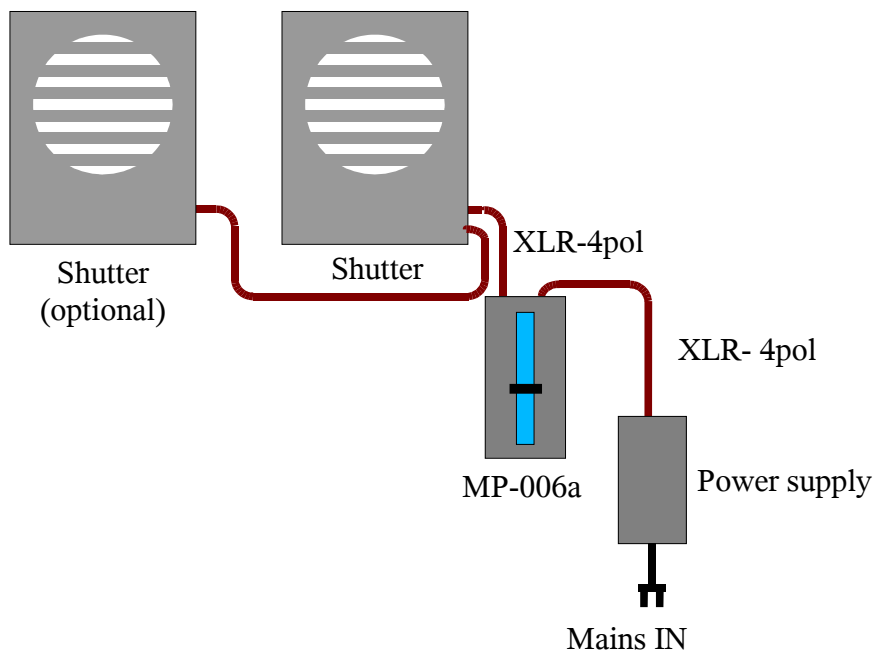
Cabling

Read **safety and operating** instructions on page 4 first.

The standardised DMX-Signal is based on industries RS485 Interface. It is designed for maximum lengths up to 1200m. This length is under condition in theatre or studio normally not possible. As a result of internal tests we recommend a maximum length of 200m (only DMX, 5PIN).

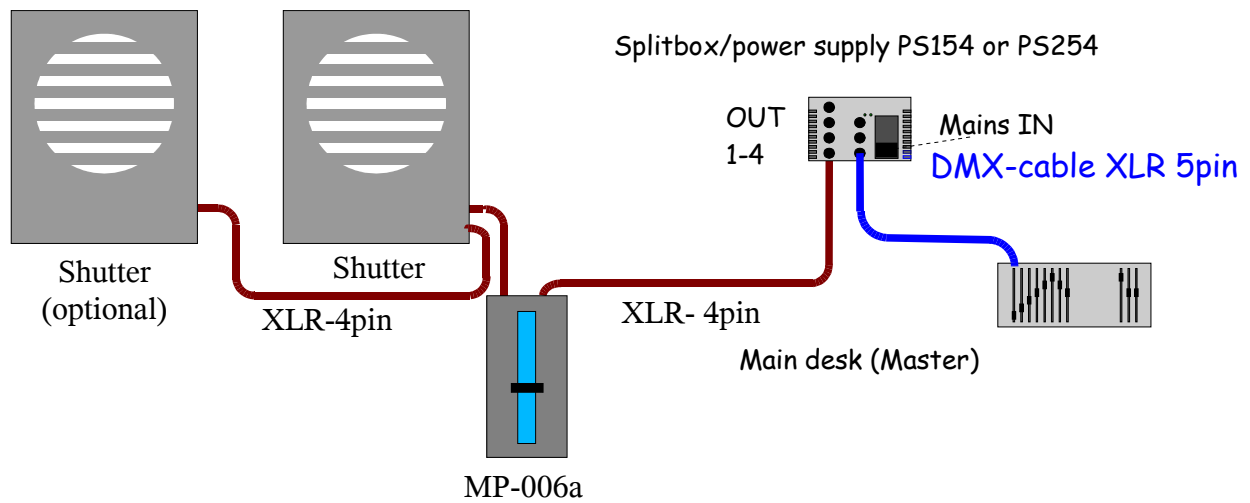
The maximum length of a Data Power line (4 pin) must not exceed 80m because of the voltage drop.

There are two possibilities of cabling. The first one is controlling one or two shutters:



Connect the shutter and the MP006a (output, female connector) with a 4 pin DataPower cable. Connect the power supply and the MP006a (input, male connector) also with a 4 pin DataPower cable. Connect the power supply with the mains.

The second one is controlling the brightness with master limiter. A maximum opening can be set by the master DMX desk. The corresponding channel is the one set at the MP006a and at the dimmer shutter.



The MP-006a recognizes the incoming DMX-signal and calculates with the master channel the control value for the shutter.

Addressing

The address is adjusted via the three rotating switches. One represents the hundreds, one the tenner and one the singles. If existing, the rotation knob on the side is the next one higher address.

The connected device must be programmed to the same address as adjusted on the MP006a. See operation instructions of the connected device.

Technical data MP006a

<u>Weight and dimensions:</u>	Length:	18,5	cm
	Width:	9,5	cm
	Depth:	7,0	cm
	Weight:	0,5	kg

<u>Connected load:</u>	28V DC, max. 3A, max. 84W
<u>Power consumption:</u>	28V DC, max. 50mA, 1,4W

Pin assignment:

<u>Data-Power-cable:</u>	4pin XLR
Connector housing:	cable shield, shield grounded via power supply

PIN 1:	0 V	minimum cross section 0,75mm ²
PIN 2:	Data –	minimum cross section 0,25mm ²
PIN 3:	Data +	minimum cross section 0,25mm ²
PIN 4:	+28 V DC	minimum cross section 0,75mm ²

Maximum cable length from power supply via MP006a to connected device: 80m

Please note: To avoid electrical and magnetical radio interferences, please use only screened cables. This improves also a safe operation of the devices.

The DMX wires must be twisted pair.

Errors / Malfunctions

- Connected device shows Error 20: No DMX-signal at connected device.

- The DataPower line to the connected shutter is interrupted. Pin 2 and/or pin 3 is defected or interchanged
- When an PS154/PS254 is used: Check 5pin DMX cable to the power supply

- Connected device shows Error 21: DMX-signal interchanged

- Check DataPower cable if pin 2 and pin 3 are interchanged

- Connected device does not move

- Check if DMX-address of MP-006a and connected device are the same

Warranty

The warranty for our products is 2 years. It comprises any repair of failures – free of charge – which can be proved to result from defects of fabrication.

Warranty expires when:

- the device was modified or attempted to be repaired
- damages were caused by the intervention of foreign persons
- damages are due to noncompliance with the operating instructions
- the device was connected to an incorrect voltage or incorrect type of current
- the device was incorrectly operated or when damages were caused by negligent handling or misuse

All maintenance and servicing works related to the product must be carried out by the company *Licht-Technik*. *Licht-Technik* shall not assume any liability for losses or damages of any kind being the results of inexpert servicing.

Further information

This document and the information contained therein are subject to copyright and neither the whole nor any part of it may, and this is also valid for the described product, be reproduced, copied or recorded in any form without the prior written authorization of *Licht-Technik Vertriebs GmbH*.

The products of *Licht-Technik GmbH* are subject to constant development. Therefore *Licht-Technik* reserves the right to modify components, motors and also technical specifications any time and without prior notice.

EC Declaration of Conformity

1. **Type of device/product** DMX desk MP006a
2. **Name and address of manufacturer** Licht-Technik Vertriebs GmbH
Osterwaldstraße 9-10
80805 München

3. **The manufacturer is responsible for this declaration**

4. **Item of declaration** MP006a

5. **The described item is conform to the following guidelines/regulations**

RICHTLINIE 2014/30/EU DES EUROPÄISCHEN PARLAMENTS UND DES RATES vom 26. Februar 2014 zur Harmonisierung der Rechtsvorschriften der Mitgliedstaaten über die elektromagnetische Verträglichkeit

RICHTLINIE 2011/65/EU DES EUROPÄISCHEN PARLAMENTS UND DES RATES vom 8. Juni 2011 zur Beschränkung der Verwendung bestimmter gefährlicher Stoffe in Elektro- und Elektronikgeräten

6. **Applied and conform to harmonized standards in particular**

DIN EN 55015; VDE 0875-15-1:2016-04 - Grenzwerte und Messverfahren für Funkstörungen von elektrischen Beleuchtungseinrichtungen und ähnlichen Elektrogeräten (CISPR 15:2013 + IS1:2013 + IS2:2013 + A1:2015); Deutsche Fassung EN 55015:2013 + A1:2015

DIN EN 61547; VDE 0875-15-2:2010-03 Einrichtungen für allgemeine Beleuchtungszwecke – EMV-Störfestigkeitsanforderungen (IEC 61547:2009); Deutsche Fassung EN 61547:2009

7. **Not applicable**


8. **This declaration is invalid if the device is changed technically and/or unintended use.**

Signed for

Licht-Technik Vertriebs GmbH

Place and date of description

München 18.9.2017



Uwe Hagenbach (Geschäftsführer)



Bernhard Grill (Geschäftsführer)